



**AVC
Series**

Air Riveters
Riveurs pneumatiques légers
Druckluft-Niethämmer
Remachadores neumáticos
Martelli ribaditori pneumatici

**Standard
Equipment**

Beehive type rivet set retainer

Tease throttle on models AVC10A1-EU, AVC12A1-EU and AVC13A1-EU

Ressort de retenue fermé

Soupape de mise en route à action progressive sur modèles AVC10A1-EU, AVC12A1-EU, AVC13A1-EU

Sicherheits-Haltesfeder

Feinfühliges, stufenlos regelbares Drosselventil für die Mod. AVC10A1-EU, AVC12A1-EU und AVC13A1-EU

Retenedor tipo colmena

Válvula accionamiento progresivo para modelos AVC10A1-EU, AVC12A1-EU y AVC13A1-EU

Molla di ritenuta chiusa

Valvola immissione graduale per modelli AVC10A1-EU, AVC12A1-EU e AVC13A1-EU

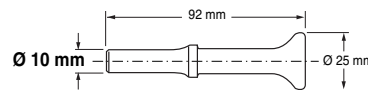


Specifications at 90 psi – Caractéristiques à 620 kPa – Technische Daten bezogen auf 620 kPa
 Especificaciones a 620 kPa – Caratteristiche a 620 kPa

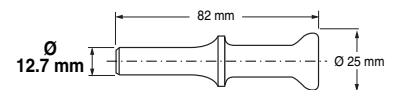
Ref.	Aluminium		Dural & soft iron		mm	kg	mm	Ø mm	1 min.	Ø mm	l/min
	Ø mm	Ø mm	Ø mm	Ø mm							
TRIGGER START — DÉM. PAR GÂCHETTE — DRÜCKERSTART — ARRANQUE POR GATILLO — AVVIAMENTO A GRILLETTO											
AVC10A1-EU	3	3	143	1.2	48	14	3200	10	360		
AVC10C1-EU	3	3	172	0.95	48	14	3200	10	360		
AVC12A1-EU	5	5	191	1.4	76	14	2100	10	360		
AVC13A1-EU	6	6	216	1.5	101	14	1725	10	360		
AVC26A1-EU	10	8	276	2.3	152	19	1120	12.7	420		
AVC26B1-EU	10	8	359	3.1	152	14	1120	12.7	420		

Series / Baureihe			
AVC	94 → 97 dBa	1/4" NPT	8 mm

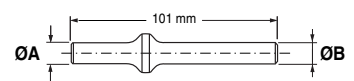
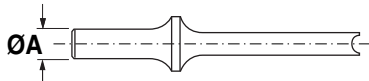
Accessories
Accessoires
Zubehör
Accesorios
Accessori



Ref. No. AV1-126D

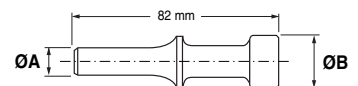


Ref. No. AV24-126D



ØA mm	Ø mm	(Button head)	(Round head)	(Brazier head)	(Mushroom head)	(Flat head)	(Universal head)
10	1	–	AV1-22B-2	–	–	–	–
10	2	–	–	–	–	–	AV1-22H-3
10	3	AV1-22A-4	AV1-22B-4	AV1-22C-4	–	–	–
10	4	–	–	AV1-22C-5	–	–	AV1-22H-5
10	5	AV1-22A-6	AV1-22B-6	AV1-22C-6	–	AV1-22G-8	AV1-22H-6
10	6	AV1-22A-8	AV1-22B-8	AV1-22C-8	AV1-22F-8	AV1-22G-8	AV1-22H-8
10	8	AV1-22A-10	AV1-22B-10	AV1-22C-10	–	AV1-22G-10	–
12.7	5	–	–	AV24-222C-6	–	–	AV24-222H-6
12.7	6	AV24-222A-8	AV24-222B-8	AV24-222C-8	–	AV24-222G-8	–
12.7	8	AV24-222A-10	AV14-222B-10	–	AV24-222F-10	AV24-222G-10	AV24-222H-10
12.7	9	AV24-222A-12	–	–	–	–	–

Ø A mm	Ø B mm	Ref. No.
10	13	AV1-22S-16
10	16	AV1-22S-20
10	19	AV1-22S-24
10	22	AV1-22S-28



Ø A mm	Ø B mm	Ref. No.
12.7	21	AV24-222S-26
12.7	30	AV24-222S-38