



DYNABRADE

DRILLS & SPECIALTY TOOLS

Non-Vacuum Models

.4 hp Drills	129
.4 hp, .5 hp Drills	131
.7 hp Drills	132
Drill Speed Recommendation Chart ..	134
DynaPen Series	138
Stockade Filer	141
Stockade Sander & Saw	142

Dynadie® III	143
Router.....	143
Dynascalor	145

Vacuum Models

.4 hp Vacuum Drills	136
.7 hp Vacuum Drills	137
Vacuum Router	144



DRILLS & SPECIALTY TOOLS



.4 hp Drills

Air-Powered Industrial Quality Drills



DYNASWIVEL®
PAGE 223

COUPLER/PLUG
PAGE 228

Now in Pistol Grip Design!

FOR STANDARD DRILL BITS
AND ACCESSORIES
NOT INCLUDED

- .4 hp (298 W) Pistol Grip Drill offered in ergonomic Dynabrade design, with comfortable textured tactile grip.
- Powerful high-torque air motor is ideal for countless industrial applications.
- Trigger offers comfortable “soft start” of tool.
- Finger platform on both sides of tool allows increased stability and comfort.
- Models offered in speeds from 500 RPM to 20,000 RPM.
- Models include either 1/4" Dynachuck or 1/4" Jacobs® Chuck. Two models include 3/8" Jacobs® Chuck.

Pistol Grip Models, 1/4" Chuck

Speed	Dynachuck	Jacobs® Chuck
500 RPM	52831	52931
1,000 RPM	52832	52932
2,400 RPM	52833	52933
3,600 RPM	52834	52934
5,500 RPM	52835	52935
20,000 RPM	52836	52936

Pistol Grip Models, 3/8" Chuck


Speed	Dynachuck	Jacobs® Chuck
500 RPM	–	52986
1,000 RPM	–	52987



Model 52833



Model 52836



The use of a Filter-Regulator-Lubricator will increase tool performance, extend tool life and lessen repair costs. (See page 224.)



Model Number	Motor hp (W)	Motor RPM	Chuck Size	Sound Level	Air Flow Rate SCFM (L/Min)	Air Pressure PSIG (Bar)	Spindle Thread	Weight Pound (kg)	Length Inch (mm)	Height Inch (mm)
52831/52931	.4 (298)	500	1/4"	72 dB(A)	23 (651)	90 (6.2)	3/8"-24 Male	2.4 (1.1)	6.5 (164)	5 (127)
52832/52932	.4 (298)	1,000	1/4"	77 dB(A)	25 (708)	90 (6.2)	3/8"-24 Male	2.4 (1.1)	6.5 (164)	5 (127)
52833/52933	.4 (298)	2,400	1/4"	75 dB(A)	22 (623)	90 (6.2)	3/8"-24 Male	1.8 (.8)	5.9 (149)	5 (127)
52834/52934	.4 (298)	3,600	1/4"	73 dB(A)	23 (651)	90 (6.2)	3/8"-24 Male	1.8 (.8)	5.9 (149)	5 (127)
52835/52935	.4 (298)	5,500	1/4"	78 dB(A)	25 (708)	90 (6.2)	3/8"-24 Male	1.8 (.8)	5.9 (149)	5 (127)
52836/52936	.4 (298)	20,000	1/4"	78 dB(A)	22 (623)	90 (6.2)	3/8"-24 Male	1.8 (.8)	5.9 (149)	5 (127)
52986	.4 (298)	500	3/8"	76 dB(A)	23 (651)	90 (6.2)	3/8"-24 Male	2.6 (1.2)	6.9 (176)	5 (127)
52987	.4 (298)	1,000	3/8"	77 dB(A)	25 (708)	90 (6.2)	3/8"-24 Male	2.6 (1.2)	6.9 (176)	5 (127)

Tune-Up Kit: No. 96067 (page 267) • Additional Specifications: Air Inlet Thread 1/4" NPT • Hose I.D. Size 3/8" (10 mm)

.4 hp Drills

Air-Powered Industrial Quality Drills



DYNAJET
PAGE 224

AIR LINES
PAGE 225

Angle Head & Right Angle Designs

Angle Head, 1/4"-28 Spindle Thread

- Accepts 1/4"-28 threaded drill bits, sold separately.
- Angle height of only 1.2" (30 mm).
- Governor-controlled motor maintains speed under load.

Model 49455

950 RPM


- Extended rear muffler design; safety-lock lever included.
- USA Government National Stock Number 5130015498848.




Model 49430

3,200 RPM

- Extended rear muffler design; safety-lock lever included.



Motor Tune-Up Kits will extend the life of an air tool when used with a preventative maintenance schedule.



Dynaswivel® air line connector is ideal for use with most air tools. It improves tool maneuverability, minimizes operator fatigue and extends hose life. (See page 223.)



Right Angle, 1/4"-28 Spindle Thread

Model 53435 950 RPM

- Accepts 1/4"-28 threaded drill bits, sold separately.
- Angle height of 2-1/4" (57 mm).
- Standard muffler; optional safety-lock lever available.



DRILLS & SPECIALTY TOOLS

Model Number	Motor hp (W)	Motor RPM	Sound Level	Maximum Air Flow SCFM (L/Min)	Hose I.D. Size Inch (mm)	Air Inlet Thread	Spindle Thread	Weight Pound (kg)	Length Inch (mm)	Height Inch (mm)
49430	.4 (298)	3,200	79 dB(A)	26 (736)	1/4 (6)	1/4" NPT	1/4"-28 Female	1.9 (.9)	11.7 (296)	1.2 (30)
49455	.4 (298)	950	77 dB(A)	26 (736)	1/4 (6)	1/4" NPT	1/4"-28 Female	2.1 (.9)	13 (329)	1.2 (30)
53435	.4 (298)	3,200	77 dB(A)	21 (595)	1/4 (6)	1/4" NPT	1/4"-28 Female	1.9 (.9)	7 (178)	2-1/4 (57)

Tune-Up Kits: 49430 and 49455 – No. 96541; 53435 – No. 96179 (page 267) • Additional Specifications: Air Pressure 90 PSIG (6.2 Bar)

.4 hp & .5 hp Drills

Air-Powered Industrial Quality Drills



DYNASWIVEL®
PAGE 223

COUPLER/PLUG
PAGE 228

Straight-Line, 7° Offset & Right Angle Designs

FOR STANDARD DRILL BITS
AND ACCESSORIES
NOT INCLUDED

Straight Line, .4 hp, Rear Exhaust

- Each model includes 1/4" drill chuck and key.
- Extended muffler design for reduced sound levels.

Model 53077 950 RPM

Model 53078 3,200 RPM

Model 53079 5,000 RPM



Model
53079

13141 Handle/Collar
Assembly Sold Separately



Model 51846
(Below)

7° Offset, .4 hp, Rear Exhaust

- Each model includes 1/4" drill chuck and key.
- Extended muffler design for reduced sound levels.

Model 53072 950 RPM

Model 53073 3,200 RPM

Model 53074 5,000 RPM



Model
53072

Right Angle, .4 hp, Front Exhaust

- Each model includes 1/4" drill chuck and key.

Model 51846 12,000 RPM

Model 51847 15,000 RPM

Model 51848 20,000 RPM

Right Angle, .4 hp, Rear Exhaust

- Each model includes 1/4" chuck and key.
- Standard muffler design.

Model 53046 12,000 RPM

Model 53047 15,000 RPM

Model 53048 20,000 RPM



Model
53046

Straight Line, .5 hp, Front Exhaust

Model 53037 20,000 RPM

- Includes 1/4" drill chuck and key.

Model
53037



Model Number	Motor hp (W)	Motor RPM	Sound Level	Maximum Air Flow SCFM (L/Min)	Hose I.D. Size Inch (mm)	Air Inlet Thread	Spindle Thread	Weight Pound (kg)	Length Inch (mm)	Height Inch (mm)
51846	.4 (298)	12,000	82 dB(A)	21 (595)	1/4 (6)	1/4" NPT	3/8"-24 Male	1.1 (.5)	5-1/2 (140)	4 (101)
51847	.4 (298)	15,000	81 dB(A)	21 (595)	1/4 (6)	1/4" NPT	3/8"-24 Male	1.1 (.5)	5-1/2 (140)	4 (101)
51848	.4 (298)	20,000	86 dB(A)	21 (595)	1/4 (6)	1/4" NPT	3/8"-24 Male	1.1 (.5)	5-1/2 (140)	4 (101)
53037	.5 (373)	20,000	84 dB(A)	27 (765)	3/8 (10)	1/4" NPT	3/8"-24 Male	1.5 (.7)	7 (178)	1-3/4 (44)
53046	.4 (298)	12,000	83 dB(A)	21 (595)	1/4 (6)	1/4" NPT	3/8"-24 Male	1.1 (.5)	5-3/4 (146)	4 (101)
53047	.4 (298)	15,000	83 dB(A)	21 (595)	1/4 (6)	1/4" NPT	3/8"-24 Male	1.1 (.5)	5-3/4 (146)	4 (101)
53048	.4 (298)	20,000	84 dB(A)	21 (595)	1/4 (6)	1/4" NPT	3/8"-24 Male	1.1 (.5)	5-3/4 (146)	4 (101)
53072	.4 (298)	950	75 dB(A)	22 (623)	1/4 (6)	1/4" NPT	3/8"-24 Male	2.2 (1.0)	8 (203)	6-3/4 (171)
53073	.4 (298)	3,200	77 dB(A)	22 (623)	1/4 (6)	1/4" NPT	3/8"-24 Male	2.1 (.9)	8 (203)	5-1/2 (141)
53074	.4 (298)	5,000	75 dB(A)	22 (623)	1/4 (6)	1/4" NPT	3/8"-24 Male	2.1 (.9)	8 (203)	5-1/2 (141)
53077	.4 (298)	950	79 dB(A)	22 (623)	1/4 (6)	1/4" NPT	3/8"-24 Male	1.8 (.8)	10-1/2 (267)	1-5/8 (40)
53078	.4 (298)	3,200	79 dB(A)	22 (623)	1/4 (6)	1/4" NPT	3/8"-24 Male	1.8 (.8)	10-1/2 (267)	1-5/8 (40)
53079	.4 (298)	5,000	80 dB(A)	22 (623)	1/4 (6)	1/4" NPT	3/8"-24 Male	1.8 (.8)	10-1/2 (267)	1-5/8 (40)

Tune-Up Kits: 51846-51848, 53046-53048 – **No. 96179**; 53037 – **No. 95600**; 53072, 53077 – **No. 96173**; 53073, 53074, 53078, 53079 – **No. 96174** (page 267)
Additional Specifications: Air Pressure 90 PSIG (6.2 Bar)

.7 hp Drills

Air-Powered Industrial Quality Drills



DYNAJET
PAGE 224

AIR LINES
PAGE 225

Pistol Grip, Rear Exhaust Design

Pistol Grip, .7 hp, Rear Exhaust


- Each model includes 3/8" drill chuck and key.
- High-torque air motor; slow-speed startup trigger.
- Rubber insulated grip for operator comfort.

Model 53091 950 RPM

Model 53060 3,400 RPM

Model 53095 4,500 RPM

Model 53096 20,000 RPM



FOR STANDARD DRILL BITS
AND ACCESSORIES
NOT INCLUDED

Pistol Grip, .7 hp, Rear Exhaust

NEW! Additional Speeds and Chucks!


- High-torque air motor; slow-speed startup trigger.
- Rubber insulated grip for operator comfort.

Model 53092 500 RPM, 1/2" Keyed Chuck

Model 53090 950 RPM, 1/2" Keyed Chuck

Model 53093 1,800 RPM, 3/8" Keyed Chuck

Model 53094 2,400 RPM, 3/8" Keyed Chuck



Side handle is reversible for left or right hand use, and is also removable.

DRILLS & SPECIALTY TOOLS

Model Number	Motor hp (W)	Motor RPM	Sound Level	Maximum Air Flow SCFM (L/Min)	Hose I.D. Size Inch (mm)	Air Inlet Thread	Spindle Thread	Weight Pound (kg)	Length Inch (mm)	Height Inch (mm)
53060	.7 (522)	3,400	81 dB(A)	33 (935)	3/8 (10)	1/4" NPT	1/2"-20 Male	3.2 (1.4)	8-7/8 (224)	6-3/8 (163)
53090	.7 (522)	950	81 dB(A)	33 (935)	3/8 (10)	1/4" NPT	1/2"-20 Male	4.8 (2.1)	10-1/2 (267)	6-3/8 (163)
53091	.7 (522)	950	79 dB(A)	33 (935)	3/8 (10)	1/4" NPT	1/2"-20 Male	3.9 (1.8)	10-1/2 (267)	6-3/8 (163)
53092	.7 (522)	500	76 dB(A)	30 (850)	3/8 (10)	1/4" NPT	1/2"-20 Male	4.9 (2.2)	10-5/8 (270)	6-3/8 (163)
53093	.7 (522)	1,800	73 dB(A)	28 (793)	3/8 (10)	1/4" NPT	1/2"-20 Male	3.2 (1.5)	8-7/8 (224)	6-3/8 (163)
53094	.7 (522)	2,400	74 dB(A)	30 (850)	3/8 (10)	1/4" NPT	1/2"-20 Male	3.2 (1.5)	8-7/8 (224)	6-3/8 (163)
53095	.7 (522)	4,500	82 dB(A)	33 (935)	3/8 (10)	1/4" NPT	1/2"-20 Male	3.2 (1.4)	8-7/8 (224)	6-3/8 (163)
53096	.7 (522)	20,000	86 dB(A)	33 (935)	3/8 (10)	1/4" NPT	3/8"-24 Male	2.4 (1.1)	7 (180)	6-3/8 (163)

Tune-Up Kits: 53060, 53090, 53091, 53095, 53096 – No. 96047; 53092, 53093, 53094 – No. 96466 (page 267)

Additional Specifications: Air Pressure 90 PSIG (6.2 Bar)

.7 hp Drills

Air-Powered Industrial Quality Drills



DYNAJET
PAGE 224

AIR LINES
PAGE 225

7° Offset & Right Angle Designs

FOR STANDARD DRILL BITS
AND ACCESSORIES
NOT INCLUDED

7° Offset, .7 hp, Rear Exhaust

- Each model includes 1/2" drill chuck and key.
- Also includes removable side handle and safety-lock lever.

Model 53080 3,400 RPM

Model 53081 4,500 RPM



For best tool performance,
use optional 95676
Coupler/Plug Assembly.



Hole Saw Model

Right Angle, 1 hp, Rear Exhaust

Model 53143 850 RPM

- Includes 1/2" drill chuck and key.
- High torque, governor-controlled air motor.
- Ideal for running optional diamond hole saws, to efficiently punch out holes in dashboard templates, and to create other openings.
- Side handle is reversible for left or right hand use.
- Safety-lock lever is included.



DRILLS & SPECIALTY TOOLS

Model Number	Motor hp (W)	Motor RPM	Sound Level	Maximum Air Flow SCFM (L/Min)	Hose I.D. Size Inch (mm)	Air Inlet Thread	Spindle Thread	Weight Pound (kg)	Length Inch (mm)	Height Inch (mm)
53080	.7 (522)	3,400	79 dB(A)	46 (1,303)	3/8 (10)	1/4" NPT	1/2"-20 Male	4.9 (2.2)	10-3/4 (274)	7-3/4 (196)
53081	.7 (522)	4,500	79 dB(A)	46 (1,303)	3/8 (10)	1/4" NPT	1/2"-20 Male	4.9 (2.2)	10-3/4 (274)	7-3/4 (196)
53143	1 (744)	850	74 dB(A)	35 (991)	3/8 (10)	3/8" NPT	1/4"-20 Male	5.5 (2.5)	13-1/8 (333)	5-1/8 (130)

Tune-Up Kits: 53080, 53081 – No. 96234; 53143 – No. 96532 (page 267) • Additional Specifications: Air Pressure 90 PSIG (6.2 Bar)

Drill Speed Recommendation Chart

For Various Materials Using High-Speed Steel (HSS) Drills*

MATERIAL	SPEED (SFPM)		DRILL SIZES – INCHES (mm)			
	MIN.	MAX.	1/16 (1.5)		1/8 (3)	
			0.063		0.125	
			MIN. RPM	MAX. RPM	MIN. RPM	MAX. RPM
MARBLE	15	25	909	1,515	458	763
SLATE	15	25	909	1,515	458	763
STONE	15	25	909	1,515	458	763
STEEL – ALLOY (300-400 Bhn)	20	30	1,212	1,818	611	916
CAST IRON – HARD (260-320 Bhn)	30	40	1,818	2,425	916	1,222
STEEL – STAINLESS (375-425 Bhn)	30	40	1,818	2,425	916	1,222
MONEL	40	50	2,425	3,031	1,222	1,527
STEEL – AUTOMOTIVE FORGINGS	40	50	2,425	3,031	1,222	1,527
STEEL – TOOL (150-200 Bhn)	50	60	3,031	3,637	1,527	1,833
STEEL – 0.4-0.5%C (125-175 Bhn)	70	80	4,244	4,850	2,139	2,444
CAST IRON – MED HARD (150-190 Bhn)	70	100	4,244	6,063	2,139	3,055
BRONZE – HIGH TENSILE	30	100	1,818	6,063	916	3,055
MALLEABLE IRON	80	90	4,850	5,456	2,444	2,750
MILD MACHINERY – 0.2-0.3%C (120-150 Bhn)	80	110	4,850	6,669	2,444	3,361
BAKELITE AND SIMILAR MATERIAL	100	150	6,063	9,094	3,055	4,583
CAST IRON – SOFT (110-140 Bhn)	100	150	6,063	9,094	3,055	4,583
PLASTIC – SOFT	100	150	6,063	9,094	3,055	4,583
BRASS AND BRONZE	200	300	12,126	18,189	6,111	9,167
ALUMINUM & ALUMINUM ALLOYS (CAST, NON-HEAT TREATED)	200	300	12,126	18,189	6,111	9,167
MAGNESIUM AND ALLOYS	250	400	15,157	24,252	7,639	12,223
FIBERGLASS	300	400	18,189	24,252	9,167	12,223
WOOD	300	400	18,189	24,252	9,167	12,223
RPM RANGES						
LOW	0	301	601	901	1,201	1,801
HIGH	300	600	900	1,200	1,800	2,400

*Chart is based on High-Speed Steel (HSS) drills and drill bits. For other drill materials and coatings, follow drill bit manufacturer's recommendations.

DRILLS & SPECIALTY TOOLS

Drill Speed Recommendation Chart (Cont'd.)

For Various Materials Using High-Speed Steel (HSS) Drills*

DRILL SIZES – INCHES (mm)									
3/16 (5)		1/4 (6)		5/16 (8)		3/8 (10)		1/2 (13)	
0.188		0.250		0.313		0.375		0.500	
MIN. RPM	MAX. RPM	MIN. RPM	MAX. RPM	MIN. RPM	MAX. RPM	MIN. RPM	MAX. RPM	MIN. RPM	MAX. RPM
304	507	229	381	183	305	152	254	114	190
304	507	229	381	183	305	152	254	114	190
304	507	229	381	183	305	152	254	114	190
406	609	305	458	244	366	203	305	152	229
609	812	458	611	366	488	305	407	229	305
609	812	458	611	366	488	305	407	229	305
812	1,015	611	763	488	610	407	509	305	381
812	1,015	611	763	488	610	407	509	305	381
1,015	1,219	763	916	610	732	509	611	381	458
1,422	1,625	1,069	1,222	854	976	713	814	534	611
1,422	2,031	1,069	1,527	854	1,220	713	1,018	534	763
609	2,031	458	1,527	366	1,220	305	1,018	229	763
1,625	1,828	1,222	1,375	976	1,098	814	916	611	687
1,625	2,234	1,222	1,680	976	1,342	814	1,120	611	840
2,031	3,047	1,527	2,291	1,220	1,830	1,018	1,527	763	1,145
2,031	3,047	1,527	2,291	1,220	1,830	1,018	1,527	763	1,145
2,031	3,047	1,527	2,291	1,220	1,830	1,018	1,527	763	1,145
4,063	6,095	3,055	4,583	2,440	3,661	2,037	3,055	1,527	2,291
4,063	6,095	3,055	4,583	2,440	3,661	2,037	3,055	1,527	2,291
5,079	8,127	3,819	6,111	3,050	4,881	2,546	4,074	1,909	3,055
6,095	8,127	4,583	6,111	3,661	4,881	3,055	4,074	2,291	3,055
6,095	8,127	4,583	6,111	3,661	4,881	3,055	4,074	2,291	3,055
RPM RANGES									
2,401	3,001	3,601	4,201	5,001	6,001	7,001	8,001	9,001	10,001
3,000	3,600	4,200	5,000	6,000	7,000	8,000	9,000	10,000	25,000

DRILLS & SPECIALTY TOOLS

*Chart is based on High-Speed Steel (HSS) drills and drill bits. For other drill materials and coatings, follow drill bit manufacturer's recommendations.

.4 hp Vacuum Drills

For Connection to Central Vacuum System



DYNASWIVEL®
PAGE 223

COUPLER/PLUG
PAGE 228

Unique Vacuum Shroud Captures Chips & Debris

- NEW .4 hp (298 W) Vacuum Drills include collapsible Vacuum Shroud, which compresses around drill bit to effectively capture chips and debris.
- Pistol Grip design enhances operator comfort.
- High torque air motor; insulated tool grip.
- Conductive hoses and cuffs shield operator from electrostatic discharge (ESD).
- Each model includes 1/4" Dynachuck and key.

FOR STANDARD DRILL BITS
AND ACCESSORIES
NOT INCLUDED

Pistol Grip Models


Model 52903 500 RPM

Model 52904 1,000 RPM

Model 52905 2,400 RPM

Model 52906 3,600 RPM

Model 52907 5,500 RPM



Model 52906

Collapsible Vacuum Shroud compresses around drill bit!

Includes Conductive Hose & Cuffs, to shield operator from electrostatic discharge (ESD).

1-1/4" Dia. Vacuum Port

Model 52906


Each model includes Dynachuck and key.

DRILLS & SPECIALTY TOOLS

Angle Head Model

Model 49135

- Accepts 1/4"-28 Threaded Drill Bits, sold separately.
- Low-profile head allows access to restricted or hard-to-reach applications.
- Extended "neck" provides additional reach.
- Collapsible shroud surrounds drill bit for efficient capture of particulate.
- For connection to central vacuum system.



Model 49135

NEW!

6' (2 m) Vacuum Hose with 1" diameter port.

Collapsible Vacuum Shroud compresses around drill bit!

Model Number	Motor hp (W)	Motor RPM	Chuck Size	Sound Level	Maximum Air Flow SCFM (L/Min)	Air Pressure PSIG (Bar)	Spindle Thread	Weight Pound (kg)	Length Inch (mm)	Height Inch (mm)
52903	.4 (298)	500	1/4"	76 dB(A)	23 (651)	90 (6.2)	3/8"-24 Male	3.7 (1.7)	10-1/2 (268)	11-3/4 (300)
52904	.4 (298)	1,000	1/4"	80 dB(A)	25 (708)	90 (6.2)	3/8"-24 Male	3.7 (1.7)	10-1/2 (268)	11-3/4 (300)
52905	.4 (298)	2,400	1/4"	77 dB(A)	22 (623)	90 (6.2)	3/8"-24 Male	3.1 (1.4)	10-1/2 (268)	11-3/4 (300)
52906	.4 (298)	3,600	1/4"	80 dB(A)	23 (651)	90 (6.2)	3/8"-24 Male	3.1 (1.4)	10-1/2 (268)	11-3/4 (300)
52907	.4 (298)	5,500	1/4"	81 dB(A)	25 (708)	90 (6.2)	3/8"-24 Male	3.1 (1.4)	10-1/2 (268)	11-3/4 (300)
49135	.4 (298)	3,200	1/4"	77 dB(A)	21 (595)	90 (6.2)	1/4"-28 Female	2.0 (.9)	11-3/4 (276)	3-1/2 (90)

Tune-Up Kit: No. 96067; 49135 – No. 96541 (page 267)

.7 hp Vacuum Drills

For Connection to Central Vacuum System



DYNAJET
PAGE 224

AIR LINES
PAGE 225

Unique Vacuum Shroud Captures Chips & Debris

FOR STANDARD DRILL BITS
AND ACCESSORIES
NOT INCLUDED

- NEW .7 hp (522 W) Vacuum Drills include collapsible Vacuum Shroud, which compresses around drill bit to effectively capture chips and debris.
- Pistol Grip design includes slow-speed startup trigger.
- High torque air motor; comfortable insulated tool grip.
- Conductive hoses and cuffs shield operator from electrostatic discharge (ESD).

Pistol Grip Models

Model 53105

950 RPM, 3/8" Keyless Drill Chuck

Model 53106


950 RPM, 1/2" Keyed Drill Chuck

Model 53103


3,400 RPM, 3/8" Keyless Drill Chuck

Model 53104

4,500 RPM, 3/8" Keyless Drill Chuck



The use of a Filter-Regulator-Lubricator will increase tool performance, extend tool life and lessen repair costs. (See page 224.)



.7 hp Vacuum Drill can be modified for left or right-hand use.

Model Number	Motor hp (W)	Motor RPM	Air Inlet Thread	Sound Level	Maximum Air Flow SCFM (L/Min)	Spindle Thread	Hose I.D. Size Inch (mm)	Weight Pound (kg)	Length Inch (mm)	Height Inch (mm)
53103	.7 (522)	3,400	1/4" NPT	84 dB(A)	40 (1,130)	1/2"-20 Male	3/8 (10)	4 (1.8)	10-3/8 (264)	5-7/8 (149)
53104	.7 (522)	4,500	1/4" NPT	84 dB(A)	40 (1,130)	1/2"-20 Male	3/8 (10)	4 (1.8)	10-3/8 (264)	5-7/8 (149)
53105	.7 (522)	950	1/4" NPT	85 dB(A)	40 (1,130)	1/2"-20 Male	3/8 (10)	4.4 (2.0)	12-1/4 (310)	5-7/8 (149)
53106	.7 (522)	950	1/4" NPT	85 dB(A)	40 (1,130)	1/2"-20 Male	3/8 (10)	4.4 (2.0)	12-1/4 (310)	5-7/8 (149)

Tune-Up Kit: No. 96047 (page 267) • Additional Specifications: Air Pressure 90 PSIG (6.2 Bar)